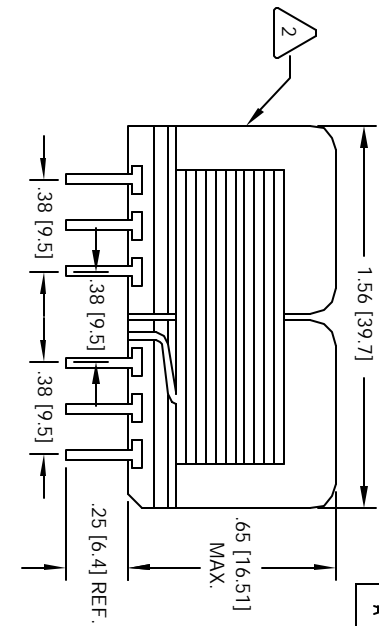
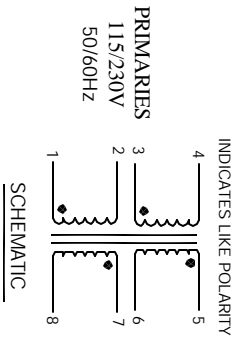


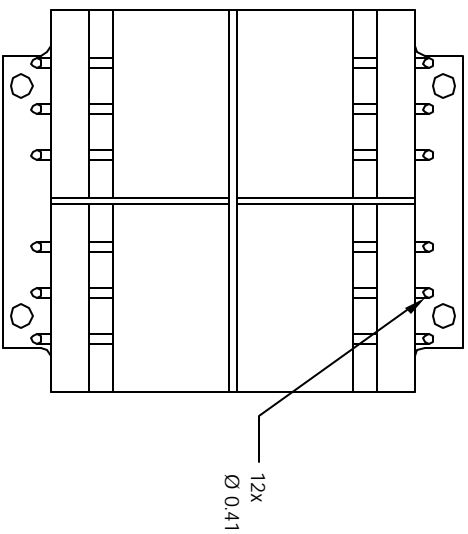
The information contained in this drawing is the sole property of CWS/Epilink and may be reproduced in part or whole without written permission of the manufacturer.

REVISION HISTORY

REV	ECN	DESCRIPTION	BY	DATE	CHK	DATE
A		PRODUCTION RELEASE	TKK	4/15/05	JLJU	4/15/05



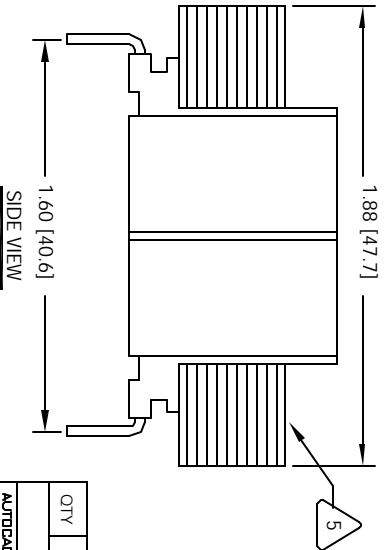
FRONT VIEW



BOTTOM VIEW

- 4 CONSTRUCTION:
  - PRIMARY INPUT VOLTAGE (2+3) = 230 VAC, 50/60 HZ
  - PRIMARY INPUT VOLTAGE (1+3, 4+2) = 115 VAC, 50/60 HZ
  - PARALLEL CONNECTION (5+7, 6+8) = 44V @ 56 mA
  - SERIES CONNECTION (6+7) = 88V C.T. @ 28 mA
  - SECONDARY RMS RATING: -
  - VOLT-AMPERES RATING = 2.5 VA
- 3 SPECIFICATIONS @ 25°C
  - WIRE: UL RECOGNIZED 130°C RATED MAGNET WIRE
  - CWS BYTE-MARK OR OTHER APPROVED PART
- 2 CORE: 50 Hz / 60 Hz LAMINATION

- 1 BOBBIN RATING CLASS B (130°C) REQUIRED
  - MATERIAL: UL RECOGNIZED 94V-0 FOR FLAMMABILITY
- NOTES: UNLESS OTHERWISE SPECIFIED,  
READ NOTES FROM BOTTOM TO TOP



SIDE VIEW

UNLESS OTHERWISE SPECIFIED  
DIMENSIONS AND TOLERANCES PER ANSI Y14.1M  
ALL DIMENSIONS ARE IN INCHES AND (PARENTHESES)  
TOLERANCE RANGES  
DIMENSIONS IN INCHES  
DIMENSIONS IN MILLIMETERS  
XXX=±.127 XX=±.25  
ANGLE PRECISION

QTY	CODE IDENT	MFG. P/N	DESCRIPTION	ITEM NO.
			<b>PARTS LIST</b>	
	AUTOCAD SOLIDWORKS	X		
	SIGN	DATE	1510 E. Edinger Ave. Unit B, Santa Ana, CA 92705	
	DRWN TDK	4/15/05	<b>CWS Coil Winding Specialist</b>	
	BRND JLJU	4/15/05	Power Transformer	
	ENGR KSLUM	4/15/05	EPL Series, 2.5VA, 0.65" High	
	APPR. JLJU	4/15/05		
		SCALE	SIZE (INCHES)	REV
		2=1	B	A
			EPL-2.5-88	
		SHEET	1	OF
			1	